

Protect Your Brain!

Wear a bike helmet

Protect Your Brain!

Wear a bike helmet

Protect Your Brain!

Wear a bike helmet

Protect Your Brain!

Wear a bike helmet

Protect Your Brain!

Wear a bike helmet











**Be sure
it fits!**

**Be sure
it fits!**

**Be sure
it fits!**

**Be sure
it fits!**

**Be sure
it fits!**



Column 1

Copy the front only on stiff paper or card stock, then cut into five bookmarks per page

Pastel card stock works best if you have it.

Column 2

You can add something on the back if you want.

On our CD, find the file bookmark bothsides.doc

*Or download it from our Web site:
[www.helmets.org/bookmark bothsides.doc](http://www.helmets.org/bookmark%20bothsides.doc)*

Column 3

Then replace the text with your own.

Column 4

Just put the same text in each of these five columns.

Column 5

There is no reason to copy this back side unless you want to add your own text.